


WALKING WITH WITCHES

ONE DAY ITINERARY

STARTING POINT
BARLEY

You can get buses to Barley from the towns of Nelson (30mins), Colne (50mins) and Barnoldswick (1hr 20mins). 


There is one bus every hour  Catterall Kirkland
(first buses round 8am; last buses around 6pm) Call Nelson Interchange Information Centre (01282) 698533.




The Witches Walk

Arrive in Barley and have a nice cup of tea (or even breakfast!) at The Cabin before following in the footsteps of the famous Pendle Witches. Its figure of eight walk in two parts bringing you back to the starting point for lunch.

The route takes you around the sites associated with the famous Pendle Witches, including Newchurch, Faugh's Quarry and Roughlee. You'll also get some terrific views of Pendle Hill!

 [Download Walking with witches](#)


 Approx length of time; 2 hours

At Faugh's Quarry look out for 'the wizard of the stone pit!'

Lunch Suggestion



Lunch can be taken at The Cabin or you can head into the village.

 **Approx length of time;**
2hrs in the morning
2hr in the afternoon

FINISHING POINT
BARLEY

See if you can find the witches grave at St Mary's church in Newchurch

Top Tip

You'll need to wear suitable outdoor footwear & clothing

